Colour spectra of elements undergoing electrical discharge excitation.

Note by J.K.: the colours on your screen may not closely correspond to the colours which you would observe with your eyes. Also, the relative intensities of the lines shown here may be quite different in the lamp you observe, as they depend on the excitation conditions in the discharge. The region shown is the wavelength interval from 400 nm (left edge) to 700 nm (right edge), with wavelength going linearly with position on the screen.

This is how my eyes perceive the colours of the solar continuum

and this is how my eyes perceive the solar spectrum

Hydrogen

Helium

Oxygen



Carbon



Nitrogen

Neon

Magnesium

Silicon



Sulfur



Iron



Aluminum



Calcium



Argon

Sodium

Krypton

Xenon



Mercury